




Spot the difference.

Spotting subtle differences in paint tones requires a special lamp.



The AI3 colour match uses CRI COB LED to accurately match paint work tones.

Its aluminium construction makes it a tough yet lightweight lamp.

AI3 CRI Inspection Lamp

RIL5300CRI



Optical lens

To create a uniform, wide angle beam pattern

200 lumen CRI95 COB LED

Concave design

To protect the lens from damage

Aluminium and rubber construction


Durable for everyday use

Magnetic base and adjustable handle


For hands free working



NEW FOR 2017



CRI is a measure of a light source's ability to show colours realistically compared to daylight. Ideal for **colour critical environments** such as body shops. Technicians will have the power to determine whether a paint job has been matched correctly.



Key

- 1 Rubber protection
- 2 Concave construction to protect lens
- 3 Multi-angle mechanism
- 4 Anti-slip comfortable grip
- 5 Magnetic base
- 6 Charging socket
- 7 Power button
- 8 Aluminium construction
- 9 3W CRI95 COB LED
- 10 Optical lens

AVAILABLE FROM